

Tin-Iron Carbonyl Clusters and Sequences

By J. D. COTTON, JUDITH DUCKWORTH, S. A. R. KNOX, P. F. LINDLEY, I. PAUL, F. G. A. STONE, and P. WOODWARD

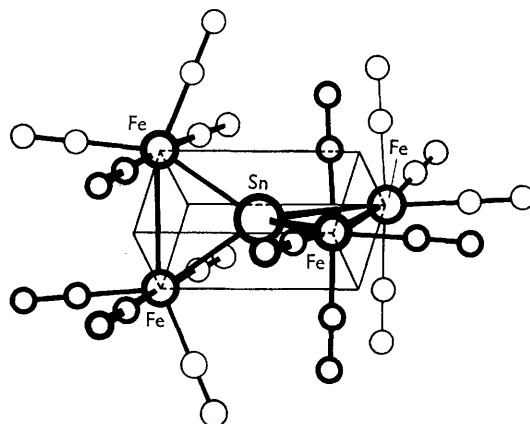
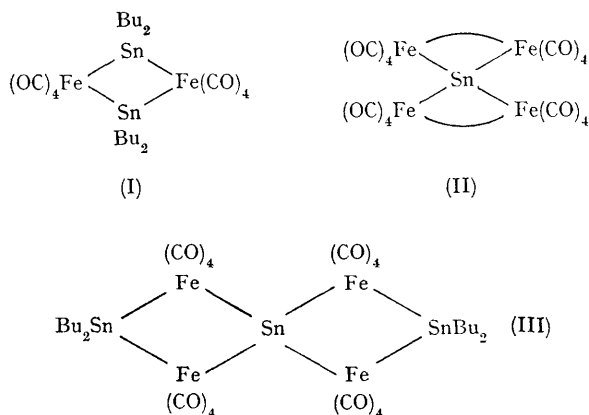
(Department of Inorganic Chemistry, The University, Bristol, 8)

WE report a synthesis of dimeric dialkyltin-iron tetracarbonyls which, unlike previous methods of preparation,¹⁻³ employs commercially available starting materials. Moreover, the reaction affords novel metal-atom clusters, including $\text{SnFe}_4(\text{CO})_{16}$.

The synthesis employs organotin halides and iron pentacarbonyl, and is illustrated by studies involving tri-*n*-butyltin chloride shown in the accompanying Chart. Di-*n*-butyltin(tetracarbonyl)iron dimer (I) can be obtained in 30–40% yield. The compounds $\text{Sn}[\text{Fe}(\text{CO})_4]_4$ (II) and $\text{Bu}_4\text{Sn}_3[\text{Fe}(\text{CO})_4]_4$ (III) are produced in smaller amounts. Complex (II) is an air-stable red solid, also obtained by refluxing iron pentacarbonyl with hexabutylditin, or with stannous

chloride in tetrahydrofuran. Covalent iron-iron interactions are suggested by the diamagnetism of the complex. The most likely structure (II) is one with the iron atoms having a co-ordination number of six. We have carried out an X-ray-crystallographic study on (II) and find that the molecular symmetry is D_{2d} ($\bar{4}2m$) (See Figure).

The tetrahedral valencies of the tin atom are

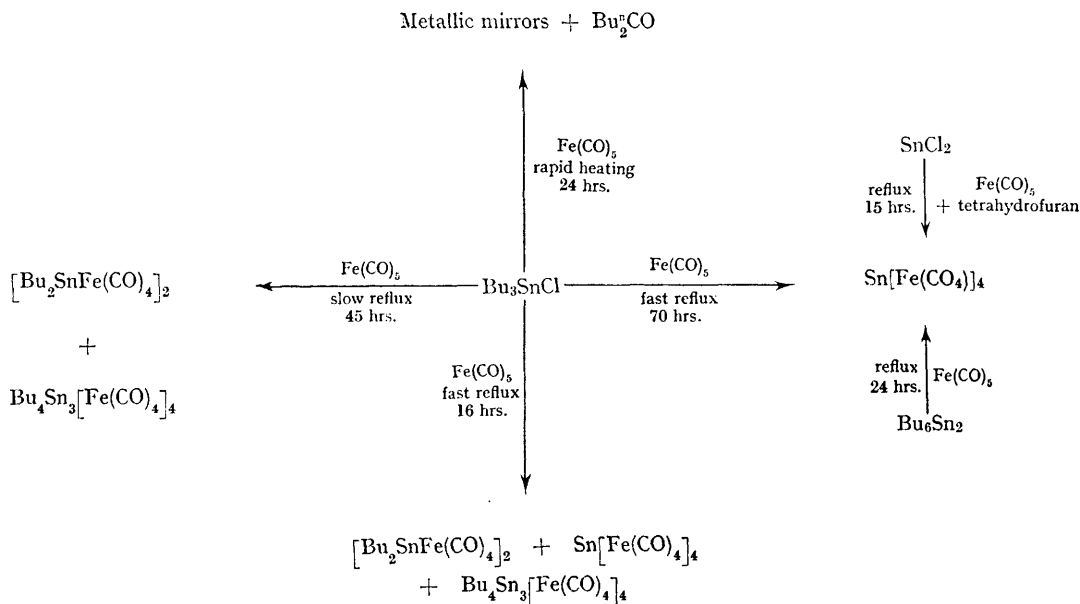


FIGURE

tetragonally distorted, and there are two different pairs of Fe-Fe distances; one 2.87 Å, the other 4.65 Å. The Sn-Fe bond length is 2.53 Å. If each iron atom is considered to form six bonds

(one Fe-Sn, one Fe-Fe, and four Fe-CO), which would account for the diamagnetism, the configuration about the iron atoms may be described as approximately octahedral but with distortion of those angles which occur in the Fe-Sn-Fe plane.

Compound (III), bright red, has a structure closely related to (II) with two additional di-butyltin groups bridging the iron atoms.* Treatment of dialkyltin dichlorides with iron pentacarbonyl at lower temperatures affords complexes



The OC-Fe-CO angles open to about 100° in order to accommodate the closing of the Sn-Fe-Fe angle to 56°. The average value of the Fe-C-O angle is about 170°.⁴

cis-[R₂SnCl]₂Fe(CO)₄ with Sn-Fe-Sn sequential bonding,⁵ but at higher temperatures various iron-tin clusters are formed.

(Received, February 18th, 1966; Com. 100.)

* The methyl analogue, Me₄Sn₃Fe₄(CO)₁₆ has been obtained by a different route and its structure determined by R. M. Sweet, C. J. Fritchie, and R. A. Schunn, private communication from Dr. R. A. Schunn.

¹ R. B. King and F. G. A. Stone, *J. Amer. Chem. Soc.*, 1963, **85**, 2021.

² W. Hieber and R. Breu, *Chem. Ber.*, 1957, **90**, 1270.

³ S. D. Ibekwe and M. J. Newlands, *Chem. Comm.*, 1965, 114.

⁴ S. F. A. Kettle, *Inorg. Chem.*, 1965, **4**, 1661.

⁵ H. R. H. Patil and W. A. G. Graham, *J. Amer. Chem. Soc.*, 1965, **87**, 673.